



The Spherina family goes back to the roots of Architettura Sonora's, the Sphere, an **iconic** image of **High-End speakers**, reworking and redesigning the shape and using new materials and refined details. The result is a **timeless and advanced speaker**, combining high-end design and meticulous aesthetic. The **Spherina_Floor** is an omnidirectional loudspeaker characterized by a dual concentric 6" transducer, with coaxial mid-woofer and tweeter to create a virtual point source, providing a uniform omnidirectional coverage over the vertical axis.

The new **SHINE LINE Special Edition** makes the Spherina truly unique through the ancient "Gilding" technique, applying a very thin layer of gold, called "gold leaf", over the concrete body.

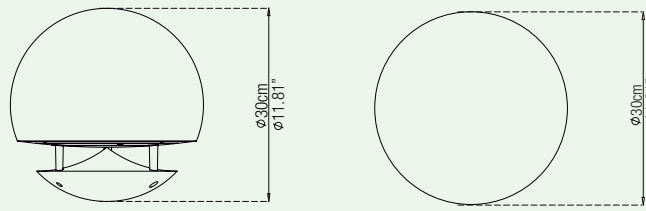


SPHERINA_FLOOR

THE FUTURE OF SOUND MADE CONCRETE



ARCHITETTURA SONORA



Dimensions: 30∅ cm (11.81∅ inches)

Weight: 14kg (30 pounds)

SPECIFICATIONS

Speaker Type: 6" Dual Concentric

Nominal Impedence: 8Ω

Crossover: Two way on board

Frequency Range: 60-20.000HZ (-6dB)

Sensitivity (1W-1m): 89dB

Speaker peak power: 300W

Speaker RMS POWER: 150W

Recommended amplifier power: 200W (Class D)

BUILD YOUR OWN SPEAKER

BODY MATERIALS

CONCRETE

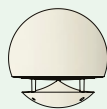
SHINE LINE SPECIAL EDITION



Gray



Black



White



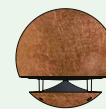
Red



Gold
Leaf

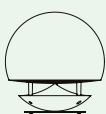


Silver
Leaf

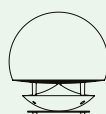


Copper
Leaf

BASE PLATE MATERIAL



Metal plate



Plexiglass plate